



LOGISTIC

SLIP-SHEET ECOLOGISTIK®

A sustainable and economical alternative to pallets

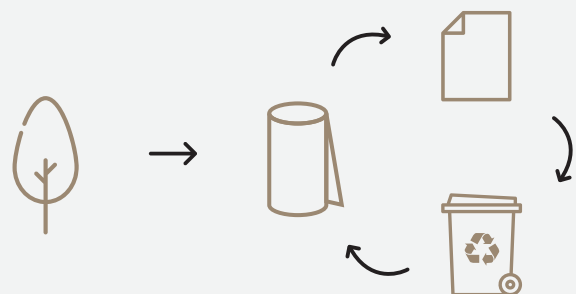


APPLICATION

- ▶ The slip-sheet is a sheet made of Kraft paper with one or several tab(s). It replaces the wooden, plastic or linerboard pallet returns during transport.
- ▶ Suitable for long distance shipments in containers and trucks where pallets return is not possible.
- ▶ The slip-sheet is placed between the pallet and the products or replaces the pallet itself.
- ▶ The unitized load remain stacked directly on the ground or can be transferred to a pallet for internal racking purposes.
- ▶ The slip-sheet load is used in combination with either the hydraulic clamping plate attachment or the Roller-Forks® system.
- ▶ 2 technologies for handling:
The push pull option clamps down onto the tab and pulls the slip-sheet onto the metal plate. The Roller-Forks® attachment slides underneath the slip-sheet pulling it up onto the Roller-Forks®.
- ▶ At final destination, products can be unloaded manually or with a slipsheet-handling equipment. They can be repositioned on pallets.

PROPERTIES

- ▶ Made from Kraft paper Liners.
- ▶ Load capacity holds up to 1.8 tons
- ▶ Puncture and tear resistance.
- ▶ Water resistant.
- ▶ Anti-slip or/and hydrophobic properties option available.
- ▶ Complies to HACCP standards and can be used in environments where wood is prohibited.
- ▶ No fumigation or heat treatment needed.
- ▶ 100% recyclable.



OUR STANDARD RANGE AVAILABLE

LINERBOARD


	LIGHT ECOLOGISTIK®	CLASSIC ECOLOGISTIK®	HEAVY ECOLOGISTIK®
Options of surfaces	Kraft / Kraft	Kraft / Kraft Anti-slip / Kraft Kraft / Waterproof Anti-slip / Waterproof	Kraft / Kraft
Thickness of slipsheet (mm)	0,6	0,8	1,1
Load capacity (Kg)	800	1200	1800
Number of slipsheets per pallet	700	1000	700
Pallet Sheet size dimension (tab excluded)		800x1200 1000x1200	

Standard tab profile types

ISO NORM 12776 : 2008



Type 1



Type 2A



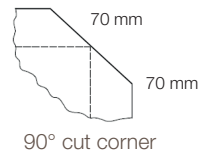
Type 2B



Type 3



Type 4

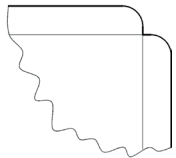


CUSTOMIZED SOLUTIONS AVAILABLE

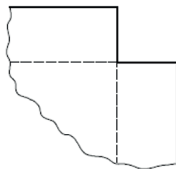
ON REQUEST, WE CUSTOMIZE :

- ▶ Sheet dimension loading area and tabs
- ▶ Corner profile of tabs

CUSTOMIZED CORNER PROFILE



Round corner




Oblique corner-cut

SLIP-SHEET TRAYS



CORRUGATED BOARD



Anti-slip, waterproof options available.

ROLLERFORKS®
DESIGN OPTION



TECHNICOAT
Solution

solution@cgp-coating.com - www.cgp-coating.com

FT/LOG-FR/2/2020